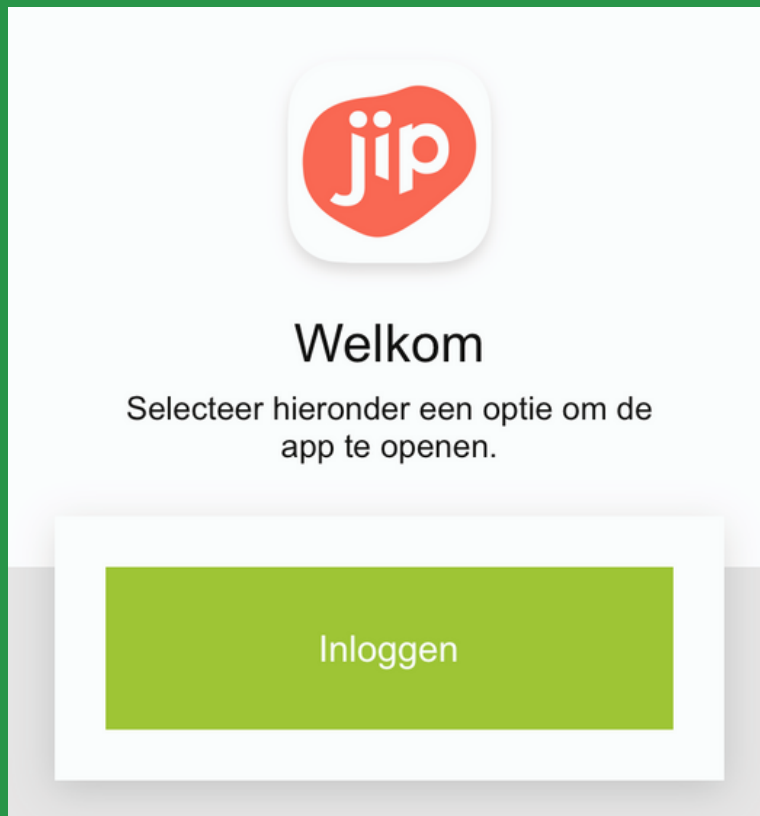





**LOG IN JIP**




1. Open the app and click on 'Inloggen'



2. Choose CSU



3. Choose 'schoonmaakmedewerker' and log in with the same login as for 'MijnCSU'



### **Forgot your password or e-mail address?**

You can check your e-mail address with your manager, who can contact HR when needed.

To change your password, see the following pages.

1. Click on 'wachtwoord vergeten' (see red circle )



2. Enter the correct email address  
The email address you use to log in to 'MijnCSU'



example

### 3. Check your e-mail

You will receive a confirmation code at the email address you entered. Use this code (see red circle) and type a new password (see blue circle). Remember this password well.

**AFAS Online**

#### Wachtwoord wijzigen

[HELP](#)

E-mail met bevestigingscode verzonden naar **jorgkrijnen@outlook.com**.  
Vul de bevestigingscode hieronder in.

Bevestigingscode

[Verstuur e-mail opnieuw](#)

Vul hier je nieuwe wachtwoord in

✓ Minimaal 12 tekens (nu nog 12)

[Terug](#) [Volgende](#)

### 4. Your new password is created!

If successful, you will receive the message below. You can then log in with this new password.

**AFAS Online**

#### Gelukt!

Wachtwoord is **succesvol** gewijzigd. Je kunt nu inloggen met het nieuwe wachtwoord.

[Inloggen](#)